



Hollow-pin chains

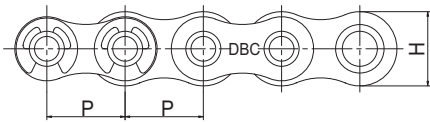
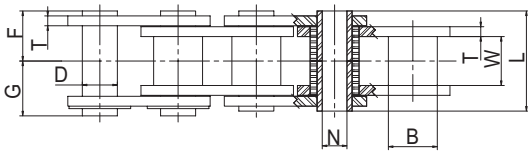
홀로우-핀 체인

Dong Bomanufactures Hollow Pin Chains in the 'ANSI Standard Roller Chain Series' and 'Double Pitch', with or without rollers. The 'Double Pitch Series' is supplied either rollerless or with large diameter rollers. Carbon steel and stainless steel Hollow Pin Chains are also available

홀로우 핀 체인은 중공(中空)의 핀을 사용하고 이 구멍을 이용하여 각종 어태치먼트를 부착하여 사용할 수 있는 체인입니다. 또한 체인 분해 없이 어태치먼트 교환, 보수, 간격 조절이 가능하여 사용자 편의성 극대화 되어 있으며 표준형 로울러 체인의 스프라켓 사용으로 범용성도 풍부합니다.

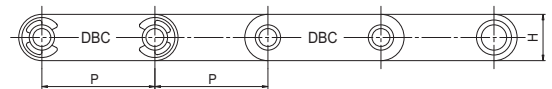
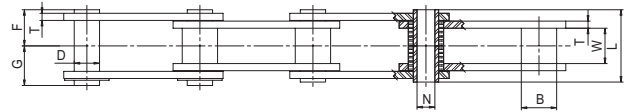


표준형 : Single pitch Typ

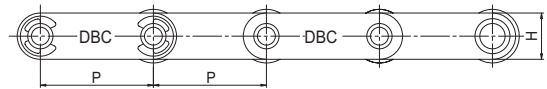
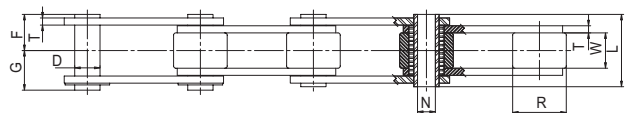


더블피치형 : Double pitch Typ

Bushed Type



Roller Type



표준형 : Single pitch type

unit : mm

DONG BO CHAIN NO.	pitch P	Inner width W	Bushing Dia. B	Roller Dia. R	Pin				Plate		Breaking Load kgf	max. Allowable Load kgf	Approx. weight (kg/m)	
					Outer Dia. D	Inner Dia. N	F	G	H	T			S-Roller	R-Roller
					DBC 40HP	12.70	7.95	7.94	-	5.68			4.00	8.00
DBC 50HP	15.875	9.53	10.16	-	7.22	5.12	10.05	11.65	15.0	2.0	2,000	320	0.86	-
DBC 60HP	19.05	12.70	11.91	-	8.38	5.99	12.55	14.25	18.1	2.4	2,700	430	1.27	-

더블피치형: Double pitch type

unit : mm

DONG BO CHAIN NO.	pitch P	Inner width W	Bushing Dia. B	Roller Dia. R	Pin				Plate		Breaking Load kgf	max. Allowable Load kgf	Approx. weight (kg/m)	
					Outer Dia. D	Inner Dia. N	F	G	H	T			S-Roller	R-Roller
					DBC C 2040HP C 2042HP	25.40	7.85	7.94	15.88	5.68			4.00	8.00
DBC C 2050HP C 2052HP	31.75	9.40	10.16	19.05	7.22	5.12	10.05	11.65	15.0	2.0	2,000	320	0.75	1.21
DBC C 2060HP C 2062HP	38.10	12.57	11.91	22.23	8.38	5.99	12.55	14.25	17.2	3.2	2,700	430	1.38	2.06
DBC C 2080HP C 2082HP	50.80	15.75	15.88	28.58	11.375	8.02	16.25	17.80	23.0	4.0	4,900	780	1.80	2.81