

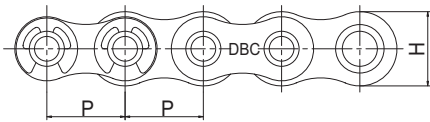
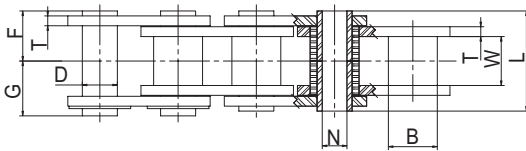


Hollow-pin chains

Dong Bomanufactures Hollow Pin Chains in the 'ANSI Standard Roller Chain Series' and 'Double Pitch', with or without rollers. The 'Double Pitch Series' is supplied either rollerless or with large diameter rollers. Carbon steel and stainless steel Hollow Pin Chains are also available

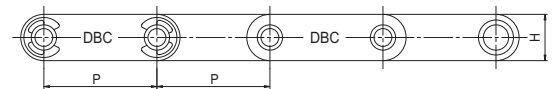
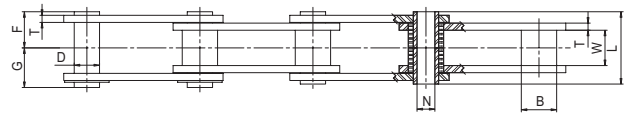


표준형 : Single pitch Typ

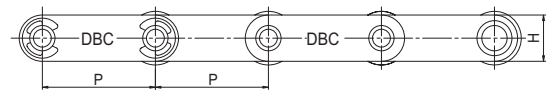
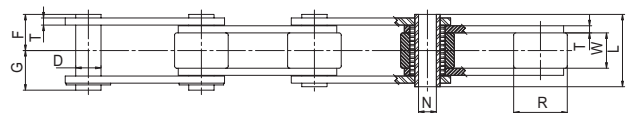


Double pitch Typ

Bushed Type



Roller Type



Single pitch type

unit : mm

DONG BO CHAIN NO.	pitch P	Inner width W	Bushing Dia. B	Roller Dia. R	Pin				Plate		Breaking Load kgf	max. Allowable Load kgf	Approx. weight (kg/m)	
					Outer Dia. D	Inner Dia. N	F	G	H	T			S-Roller	R-Roller
					DBC 40HP	12.70	7.95	7.94	-	5.68			4.00	8.00
DBC 50HP	15.875	9.53	10.16	-	7.22	5.12	10.05	11.65	15.0	2.0	2,000	320	0.86	-
DBC 60HP	19.05	12.70	11.91	-	8.38	5.99	12.55	14.25	18.1	2.4	2,700	430	1.27	-

Double pitch type

unit : mm

DONG BO CHAIN NO.	pitch P	Inner width W	Bushing Dia. B	Roller Dia. R	Pin				Plate		Breaking Load kgf	max. Allowable Load kgf	Approx. weight (kg/m)	
					Outer Dia. D	Inner Dia. N	F	G	H	T			S-Roller	R-Roller
					DBC C 2040HP C 2042HP	25.40	7.85	7.94	15.88	5.68			4.00	8.00
DBC C 2050HP C 2052HP	31.75	9.40	10.16	19.05	7.22	5.12	10.05	11.65	15.0	2.0	2,000	320	0.75	1.21
DBC C 2060HP C 2062HP	38.10	12.57	11.91	22.23	8.38	5.99	12.55	14.25	17.2	3.2	2,700	430	1.38	2.06
DBC C 2080HP C 2082HP	50.80	15.75	15.88	28.58	11.375	8.02	16.25	17.80	23.0	4.0	4,900	780	1.80	2.81