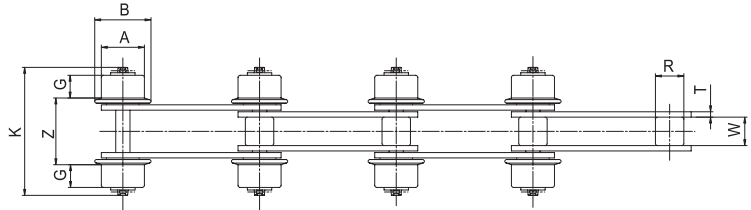
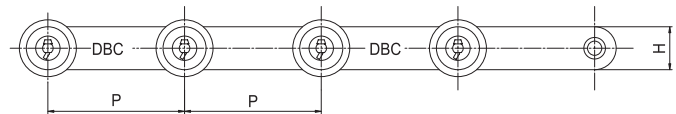


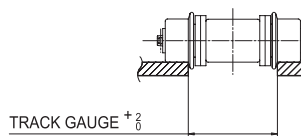
Side Roller Conveyor Chain



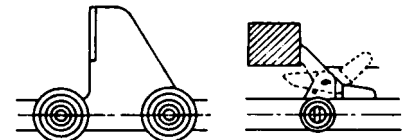
* Pictured chain is Side Roller conveyor chain with k-2 Attachment



This chain has extended pin length based on the general DBC standard conveyor chain S roller, and side rollers attached on both sides.



Method of Chain Guide



Application of Attachment

unit : mm

DONG BO CHAIN No.	Pitch P	Roller Dia R	Inner Width W	Plate		Side Roller			K	Z	Rail Gage	add. Weight per Side Roller (kg/each)	Max Allowable Load of both Side Roller(kg)	
				Height H	Thickness T	A	B	G					Standard Type	Quenched * Type
DBC 03075S-SR	75	15.9	16.1	22	3.2	31.8	42	12	76	38	40	0.3	70	110
DBC 03100S-SR	100													
DBC 430S-SR	101.6	20.1	22.6	25.4	4.8	38.1	50	15	103	56	58	0.5	100	160
DBC 05075S-SR	75													
DBC 05100S-SR	100	22.2	22	32	4.5	40	50	14	102	55	57	0.5	120	200
DBC 05150S-SR	150													
DBC 450S-SR	101.6	22.2	27	28.6	6.3	44.5	55	20	130	70.5	72.5	0.7	170	240
DBC 10100S-SR	100	29	30	38.1	6.3	50.8	65	20	136	73	75	1.0	200	330
DBC 10150S-SR	150													
DBC 6205S-SR	152.4	34.9	37.1	44.5	7.9	57.2	70	25	167	90.5	92.5	1.3	280	470
DBC 12200S-SR	200	34.9	37.1	44.5	7.9	65	80	24	167	92.5	94.5	1.8	280	470
DBC 12250S-SR	250													
DBC 17200S-SR	200													
DBC 17250S-SR	250	40.1	51.4	50.8	9.5	65	80	24	192	112.5	114.5	3.8	320	540
DBC 17300S-SR	300													
DBC 26200S-SR	200													
DBC 26250S-SR	250	44.5	57.2	63.5	9.5	80	100	34	229	124.5	126.4	6.9	500	860
DBC 26300S-SR	300													
DBC 36250S-SR	250													
DBC 36300S-SR	300	50.8	66.7	76.2	12.7	100	125	38	268	151	153	11.7	670	1130
DBC 36450S-SR	450													

Note) Basic chain specifications are identical to the DBC-standard conveyor chain I .

* Quenched Type = 소입사양