




Agriculture Chain

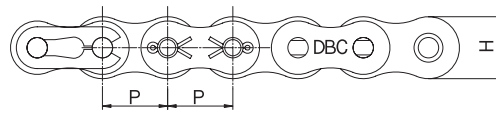
농업 기계용 체인

General farm machine roller chain : 일반농업기계용 체인



It is designed by controlling component dimensions and hardness. It can be attached and applied in driving gears of cultivators (6 · 8 · 10 HP), rice transplanters, binders, combines, bed formers, power sprayers, reapers, tractors, and other conveyor equipment.

표준형 로울러 체인의 치수 및 경도를 사용환경에 적합하도록 특수 조정하여 설계되었으며, 경운기 (6,8,10HP) 및 이앙기, 바인더, 콤바인, 복토기, 동력살분무기, 예취기, 트랙터의 구동장치 및 각종 이송장치에 장착 사용됩니다.



unit : mm

DONG BO CHAIN NO.	pitch		Roller Dia R	Inner Width W	Pin		Plate		Breaking Load Kgf	max. Allowable Load Kgf	Approx Weight Kg/m
	mm	inch			D	L	T	H			
DBC 415 S	12.70	1/2	7.77	4.76	3.97	12.70	1.5	10.4	1,500	380	0.44
DBC 415 SH	12.70	1/2	7.77	4.76	3.97	13.00	1.5	12.0	1,900	380	0.52
DBC C425 S	12.70	1/2	7.94	7.94	3.97	16.30	1.5	12.0	2,100	380	0.71
DBC C425 SH	12.70	1/2	7.94	7.94	3.97	17.30	2.0	12.0	2,100	380	0.80
DBC 428 SH	12.70	1/2	8.50	7.94	4.51	18.60	2.0	12.0	2,400	500	0.77
DBC C428 SH	12.70	1/2	8.50	7.94	4.51	18.60	2.0	12.0	2,400	500	0.88
DBC 520 S	15.875	5/8	10.16	6.35	5.09	17.30	2.0	15.0	3,200	800	0.92
DBC C525 SH	15.875	5/8	10.16	7.94	5.09	22.10	3.2	15.0	3,700	880	1.46
DBC 530 S	15.875	5/8	10.16	9.53	5.09	20.05	2.0	15.0	3,200	800	1.05
DBC 530 SH	15.875	5/8	10.16	9.53	5.09	22.10	2.4	15.0	3,700	880	1.17
DBC C530 SH	15.875	5/8	10.16	9.53	5.09	22.10	2.4	15.0	3,700	880	1.32
DBC 530 HK	15.875	5/8	10.70	9.53	5.64	21.60	2.4	15.5	3,800	880	1.25
DBC 630 S	19.05	3/4	11.91	9.53	5.96	22.65	2.4	18.1	4,500	950	1.36
DBC 630 SK	19.05	3/4	11.91	9.53	5.96	25.15	3.2	19.5	5,000	950	1.83
DBC C630 S	19.05	3/4	11.91	9.53	5.96	21.85	2.4	18.1	4,500	950	1.51
DBC C630 SH	19.05	3/4	11.91	9.53	5.96	25.15	3.2	18.1	5,400	1,100	1.64
DBC C630 HK	19.05	3/4	14.28	9.53	6.74	27.70	4.0	19.5	6,500	1,100	2.35
DBC C635 HK	19.05	3/4	12.70	11.11	6.74	29.30	4.0	19.5	6,500	1,100	2.30
DBC 640 S	19.05	3/4	11.91	12.70	5.96	25.15	2.4	18.1	4,900	950	1.48
DBC C640 C	19.05	3/4	11.91	12.70	5.96	25.15	2.4	18.1	4,900	950	1.65
DBC 640 H	19.05	3/4	11.91	12.70	5.96	29.30	3.2	18.1	4,800	950	1.77
DBC 640 SH	19.05	3/4	11.91	12.70	5.96	29.30	3.2	18.1	5,400	1,100	1.77
DBC 640 SK	19.05	3/4	11.91	12.70	5.96	29.30	3.2	19.5	5,500	1,100	1.94
DBC 640 HK	19.05	3/4	12.70	12.70	6.74	29.30	3.2	19.5	6,000	1,100	1.85
DBC 640 KK	19.05	3/4	14.28	12.70	7.10	29.30	3.2	19.5	6,200	1,100	2.23
DBC C640 KK	19.05	3/4	14.28	12.70	7.10	29.30	3.2	19.5	6,300	1,100	2.37
DBC 745 HK	22.225	7/8	15.60	14.29	7.94	35.80	4.8	23.5	8,100	1,900	3.58
DBC B745 SH	22.225	7/8	14.28	14.29	9.00	36.30	4.8	23.5	10,000	2,100	3.71
DBC 745 HK	22.225	7/8	15.60	14.29	7.94	35.80	4.8	23.5	8,800	1,900	3.50
DBC C845 HK	25.40	1	19.05	14.29	9.54	42.35	6.4	25.0	11,500	2,800	4.99
DBC C850	25.40	1	15.88	15.88	7.94	32.50	3.2	25.5	8,300	1,900	3.12
DBC 850 H	25.40	1	15.88	15.88	7.94	35.80	4.8	24.1	8,300	1,900	2.93
DBC B1060 SH	31.75	1 1/4	19.05	19.05	11.11	46.00	5.6	31.0	15,000	3,500	6.80

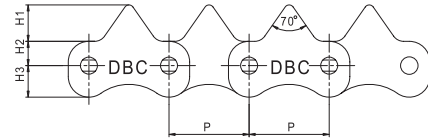
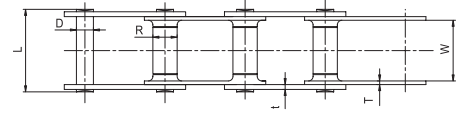
주) : 'C'는 직선형 링크 플레이트 입니다. 'B'는 부쉬드형 체인입니다.
 note : 'C' is Straight side plate chain. 'B' is Bushing chain.

Agriculture Chain

농업 기계용 체인

Automatic feeder chain : 자동탈곡기 이송체인

탈곡기체인은 탈곡기용 이송체인으로써 탈곡기와 콤바인등에 장착되어 쟁단의 정확한 이송에 사용됩니다.



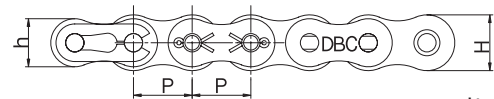
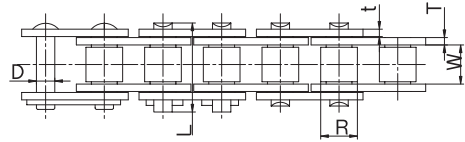
unit : mm

DONG BO CHAIN NO.	Pitch P	Roller Dia R	Inner Width W	Plate					Pin		Breaking Load Kgf	Approx Weight Kgf
				t	T	H ₁	H ₂	H ₃	D	L		
DBC 3318	33.0	10.0	18.0	1.50	2.0	15.0	10.0	13.0	7.0	27.60	2,000	1.31
DBC 3325	33.0	10.0	25.0	1.50	2.0	15.0	10.0	13.0	7.0	34.60	2,000	1.45
DBC 3330	33.0	10.0	33.0	1.50	2.0	15.0	10.0	13.0	7.0	42.60	2,000	1.55
DBC 3350	35.0	12.0	50.0	1.50	2.0	15.0	18.0	10.0	8.0	59.60	2,000	1.86
DBC 3555	35.0	12.0	55.0	1.50	2.0	15.0	18.0	10.0	8.0	64.60	2,000	1.96
DBC 3558	35.0	12.0	58.0	1.50	2.0	15.0	18.0	10.0	8.0	67.60	2,000	2.02

로타베이타 체인: Rotavator chain

The Rotavator Chain is used in tractor rotary driving gears and where irregular strong impulses are applied. It is designed with rollers press-fit into the roller link plate, or by a regular mechanism.

로타베이타 체인은 트랙터의 로타리 구동 및 불규칙적인 충격이 강한 곳에 사용되며 로울러가 내판에 압입되는 경우와 일반적인 경우로 제작됩니다.



unit : mm

DONG BO CHAIN NO.	Pitch P	Roller Dia R	Inner Width W	Plate				Pin		Breaking Load Kgf	max. Allowable Load Kgf	Approx Weight Kgf
				t	T	h	H	D	L			
DBC HM45	12.70	8.50	7.95	1.6	2.0	12.5	12.5	4.50	17.7	2,700	520	0.9
DBC 2H44E	12.70	7.77	6.40	1.5	2.0	12.0	12.0	3.96	16.1	2,350	560	0.78
DBC 2H45E	12.70	7.94	7.95	1.5	2.0	12.0	12.0	3.96	17.5	2,350	560	0.83
DBC 2H53S	15.875	10.16	9.55	3.2	2.4	13.0	15.0	5.08	23.6	4,000	700	1.30
DBC 2H 64B	19.05	▲11.91	12.79	3.2	4.0	20.0	20.0	7.50	31.4	8,250	1,535	2.5
DBC 3H63	19.05	11.91	9.55	3.2	3.2	18.0	20.0	5.95	25.8	5,900	1,520	2.0
DBC 4H63	19.05	14.29	9.55	3.2	4.0	19.6	19.6	7.00	27.2	7,400	1,830	2.58
DBC H745E	22.225	15.60	14.30	4.0	4.8	23.5	23.5	7.94	35.8	10,600	2,700	3.8
DBC H745E	22.225	▲14.29	14.29	4.0	4.8	23.5	23.5	9.00	36.2	11,800	2,130	3.6
DBC H745E	22.225	15.60	14.30	4.0	4.8	23.5	23.5	7.94	35.8	10,600	2,900	3.8
DBC 2H85E	25.40	15.88	15.90	3.2	4.0	24.0	24.0	7.94	34.6	9,800	2,300	3.3
DBC 3H85E	25.40	15.88	15.90	4.0	4.0	24.0	24.0	7.94	36.2	11,200	2,300	3.6
DBC 4H85E	25.40	15.88	15.90	4.0	4.62	24.5	24.5	8.28	37.4	12,900	2,800	3.9
DBC H85B	25.40	▲15.88	15.90	4.8	5.6	26.6	26.6	10.00	42.0	14,700	2,860	4.6
DBC H85	25.40	18.25	15.90	4.62	6.0	24.5	24.5	9.53	42.1	14,700	2,830	4.6
DBC H95B	28.575	▲17.46	15.90	4.8	5.6	30.0	30.0	11.11	42.6	16,200	3,200	5.2
DBC H106B	31.75	▲19.05	19.05	4.8	5.6	33.4	33.4	11.11	46.0	17,000	3,900	5.9
DBC H117B	34.925	▲21.43	22.22	5.6	6.4	36.7	36.7	13.49	52.4	22,400	4,400	7.7
DBC H128B	38.10	▲22.23	25.40	5.6	7.2	40.0	40.0	14.29	58.5	28,300	5,100	8.9

▲ 부쉬드형 체인으로써 'R' 은 부쉬외경입니다. ▲ Bushing diameter