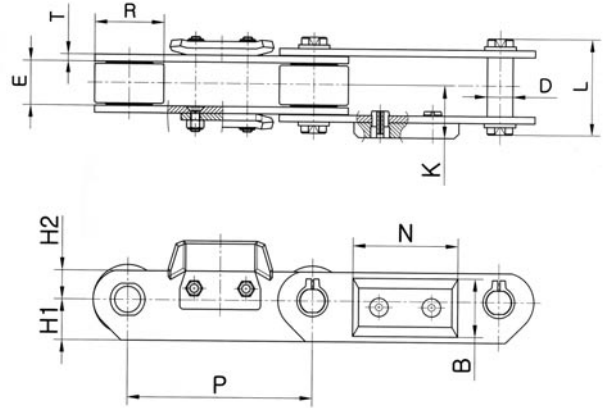


## Skid Chain for Automobile Assembly Line 스키드 체인 (자동차 조립 라인용)

자동차 도장, 조립라인 등에 주로 사용되어지고 있습니다.  
정밀도, 내충격성, 내부식성, 내마모성이 우수합니다.  
용도에 따라 다양한 어태치먼트를 부착할 수 있습니다.

It is mainly used for automobile painting and manufacturing lines.

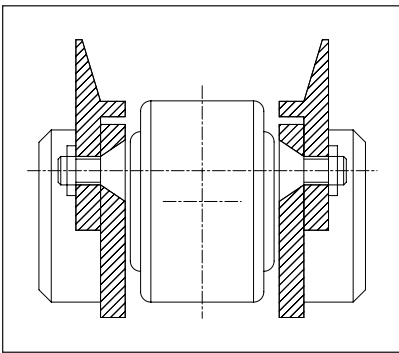
It has excellent precision and can withstand much impact, corrosion and abrasion. You can attach various attachments according to applications.



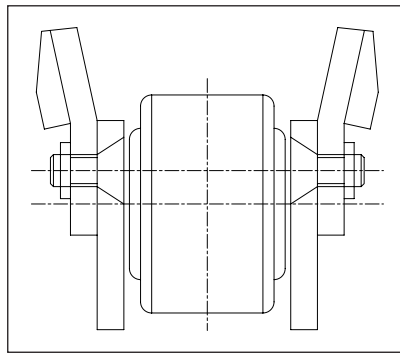
unit : mm

DONG BO CHAIN No.	Pitch P	Roller		Inner Width W	Plate			Attachment			Pin		Avg. Breaking Load(kgf)
		R	E		T	H <sub>1</sub>	H <sub>2</sub>	K	N	B	D	L	
<b>DBC SKD 160</b>	160	60	35	38	6	25	35	45	90	50	22	83	22.000

### Application of Attachment : 용도별 어태치먼트의 예



For Suspension  
서스펜션용



For Buffer  
버퍼용



For Booth  
부스용

