

# Timing Chain

## 타이밍 체인



### Single strand : 단열

Chain type 체인 형상		Chain figure 도 해	
부쉬형 Bushed type	BS형 BS-type		
	BF형 BF-type		
로울러형 Roller type	RF형 RF-type		

unit : mm

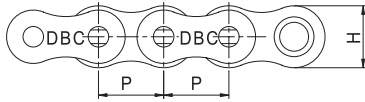
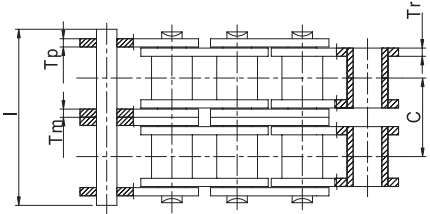
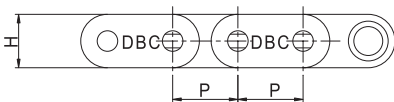
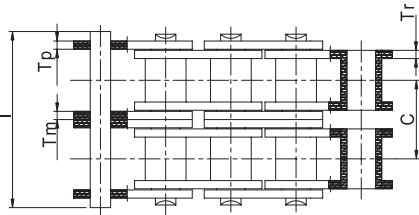
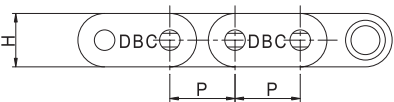
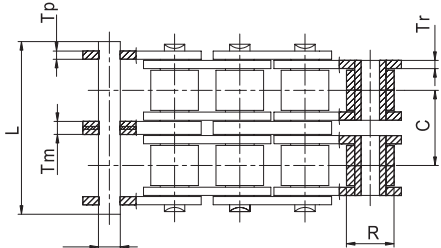
DONG BO CHAIN NO.	ISO NO.	Chain Type	Pitch P	Bushing or Roller Dia B or R	Inner Width W	Plate			Pin		Breaking Load Kgf/(KN)	Approx Weight (g/link)
						Tp	Tr	H	D	L		
<b>DBC 25</b>	04C	BS	6.35	3.30	3.18	0.75	0.75	5.84	2.31	7.6	450(4.4)	0.9
<b>DBC 25H</b>	-	BS	6.35	3.30	3.18	0.75	1.0	5.84	2.31	8.2	600(5.9)	1.0
<b>DBC 25H</b>	-	BF	6.35	3.30	3.18	0.75	1.0	5.84	2.31	8.2	600(5.9)	1.1
<b>DBC 04M</b>	-	BF	7.00	4.00	3.50	1.0	1.15	6.8	2.70	9.6	800(7.8)	1.8
<b>DBC 05M</b>	-	BS	7.774	4.59	4.90	1.0	1.27	7.5	3.05	11.5	880(8.6)	2.3
<b>DBC 05M</b>	-	BF	7.774	4.59	4.90	1.0	1.27	7.5	3.05	11.5	910(8.9)	2.4
<b>DBC 05MA</b>	-	BF	7.774	4.59	4.90	1.0	1.27	7.5	3.05	11.5	950(9.3)	2.4
<b>DBC 05MH</b>	-	BS	7.774	4.59	4.90	1.27	1.50	7.5	3.05	12.5	1000(9.8)	2.5
<b>DBC 05T</b>	-	BF	8.00	4.73	4.61	1.0	1.27	7.8	3.05	11.5	880(8.6)	2.5
<b>DBC 05TA</b>	-	BF	8.00	4.73	4.61	1.0	1.27	7.8	3.05	11.5	950(9.3)	2.5
<b>DBC 06B</b>	06B	RF	9.525	*6.35	5.72	1.0	1.27	8.26	3.28	13.5	1050(10.3)	3.7
<b>DBC 06B-WR</b>	-	RF	9.525	*6.35	5.72	1.0	1.27	8.26	3.28	13.5	1050(10.3)	3.7
<b>DBC 06E</b>	-	RF	9.525	*6.35	5.72	1.15	1.37	8.26	3.28	14.0	1250(12.3)	4.2
<b>DBC 06H</b>	-	BF	9.525	6.35	5.10	1.6	2.1	9.3	3.50	15.1	1500(14.7)	5.6
<b>DBC 46</b>	-	BS	12.70	6.60	6.35	1.50	1.50	11.9	3.97	14.7	1780(17.4)	6.7

\*로울러외경입니다. Roller Diameter

# Timing Chain

## 타이밍 체인

### Double strand : 복열

Chain type 체인 형상		Chain figure 도 해	
부쉬형 Bushed type	BS형 BS-type		
	BF형 BF-type		
로울러형 Roller type	RF형 RF-type		

unit : mm

DONG BO CHAIN NO.	ISO NO.	Chain Type	Pitch P	Bushing or Roller Dia B or R	Inner Width W	Plate				Pin		Transverse Pitch C	Breaking Load Kgf/(KN)	Approx Weight (g/link)
						TP	Tr	Tm	H	D	L			
<b>DBC 25-2</b>	04C-2	BS	6.35	3.30	3.18	0.75	0.75	0.75	5.84	2.31	14.0	6.4	840(8.2)	1.7
<b>DBC 35-2</b>	06A-2	BS	9.525	5.08	4.78	1.25	1.25	1.25	9.0	3.59	22.8	10.1	2000(19.6)	6.6
<b>DBC 36-2</b>	-	BS	9.525	5.64	4.78	1.27	1.27	1.27	9.0	3.59	22.8	10.1	2000(19.6)	6.8
<b>DBC 05T-2</b>	-	BF	8.00	4.73	4.61	1.0	1.27	1.27	7.8	3.05	20.5	8.79	1550(15.2)	4.8
<b>DBC 06B-2</b>	06B-2	RF	9.525	*6.35	5.72	1.0	1.27	1.6	8.26	3.28	23.8	10.24	1880(18.4)	7.0
<b>DBC 06D-2</b>	-	BF	9.525	6.35	5.72	1.27	1.27	1.6		3.97	24.0	10.24	2250(22.1)	8.1
<b>DBC 46-2</b>	-	BS	12.70	6.60	6.35	1.5	1.5	1.5	11.9	3.97	27.5	12.8	3670(36.0)	13.2

\*로울러 외경입니다. Roller Diameter